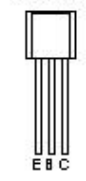
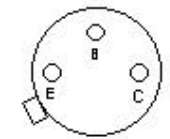


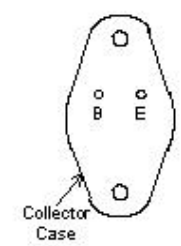
2N3904/
NTE123



NTE128



NTE197



Notes:

- 1). Q1 is heat sink mounted to the assembly.
- 2). C1 is mounted on Q1 socket.
- 3). Circuitry shown inside dotted line is circuit board mounted.
- 4). R4 and C3 are mounted on the foil side of the circuit board.
- 5). All resistors are 1/2w unless otherwise noted.

DRAWING TITLE		1A4.9.6 Volt Regulator Schematic	
LOCATION		116 S. Prairie Ave. Waukegan, IL. 60085	
PROJECT NO.	001	DRAWN BY:	John R. Schaefer 28 Oct 97
SCALE:	None	DOC NAME:	9.6volt Reg Scat.dwg
Power Backup System	DOC LOCATION:		G:\John\Power Backup
	DRAWING NO.	SCH-001-008	○ REV